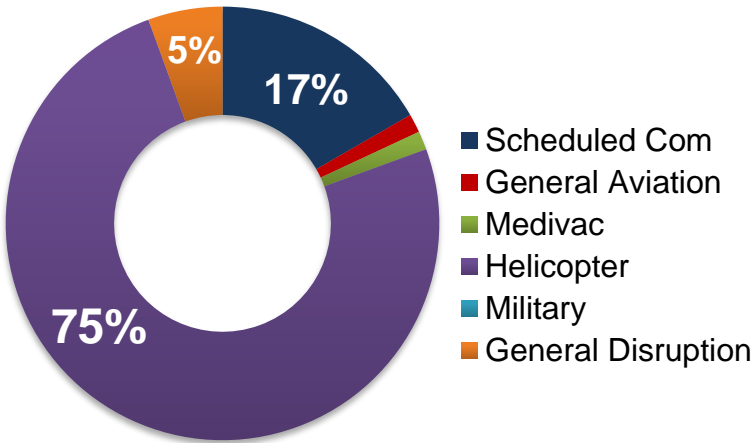


TOTAL COMPLAINTS	73
Aircraft Related	72
Construction Related	00
Ferry Related	01
Mainland Ops Related	00
Other	00
Curfew Violation	00

COMPLAINT BY LOCATIONS	
Algonquin Island	00
Wards Island	00
YQNA	62
BQNA	10
North of Queen St	01
Mimico	00
Eastern Beaches	00
Outside 5 NM	00

AIRCRAFT RELATED COMPLAINTS BY TYPE	72
Scheduled Commercial	12
General Aviation	01
Medivac	01
Helicopters	54
Military	00
General Disruption	04



COMPLAINTS YEAR OVER YEAR: (Jan 2025/Jan 2024)

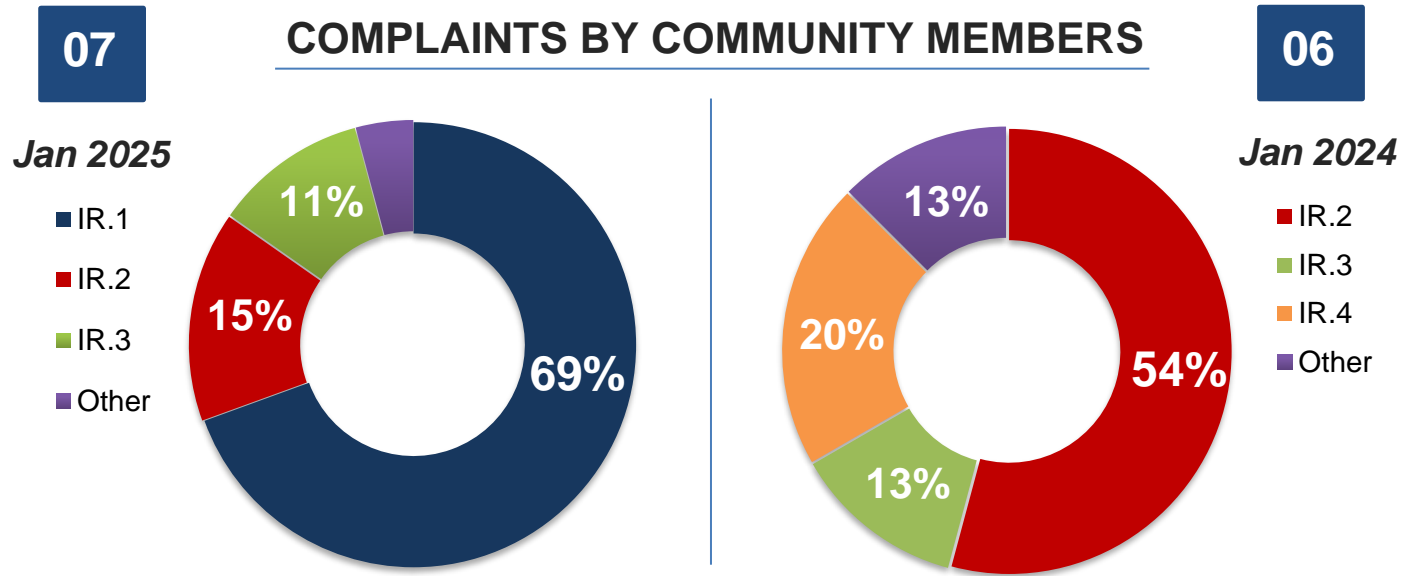
↑

204%

COMPLAINTS YEAR OVER YEAR: (YTD 2025/YTD 2024)

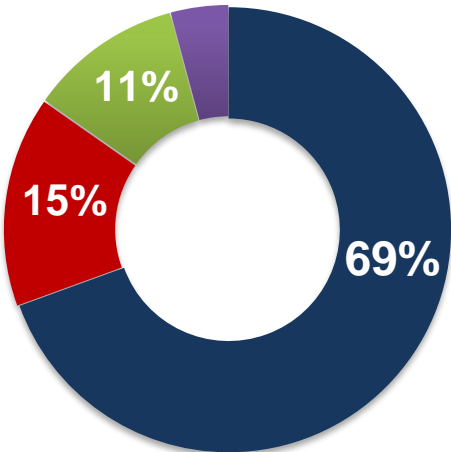
↑

204%



Jan 2025

- IR.1
- IR.2
- IR.3
- Other



Jan 2024

- IR.2
- IR.3
- IR.4
- Other

